



Seco 595-610W


High efficiency bifacial modules


PERC **210mm**


• PERC MODULE ADVANTAGE


- 

Less mismatch to get more power
- 

Less power loss by minimizing the shading impact
- 

Excellent low-light performance
- 

Low BOS and LCOE
- 

3 times EL test to ensure best quality
- 

Superior load capacity
2400 Pa wind load &
5400 Pa snow load

• QUALITY SYSTEM

ISO9001 / ISO14001 / ISO45001

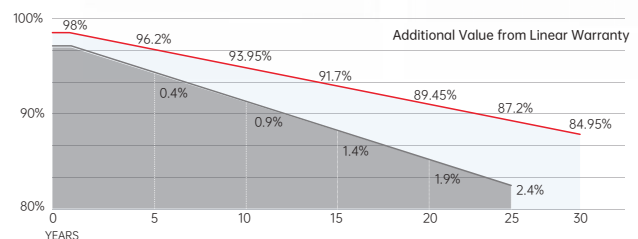
• PRODUCT CERTIFICATION



• INSURANCE

PICC

• WARRANTY



15 YEARS Guarantee on product material and workmanship

30 YEARS Linear power output warranty



SERAPHIM ENERGY GROUP CO., LTD.

Add: NO.18, Shichuan Road, Jinzhai Economic Development Zone, Lu'an City, Anhui Province
 Tel: +86-564-7736177 Email: info@seraphim-energy.com

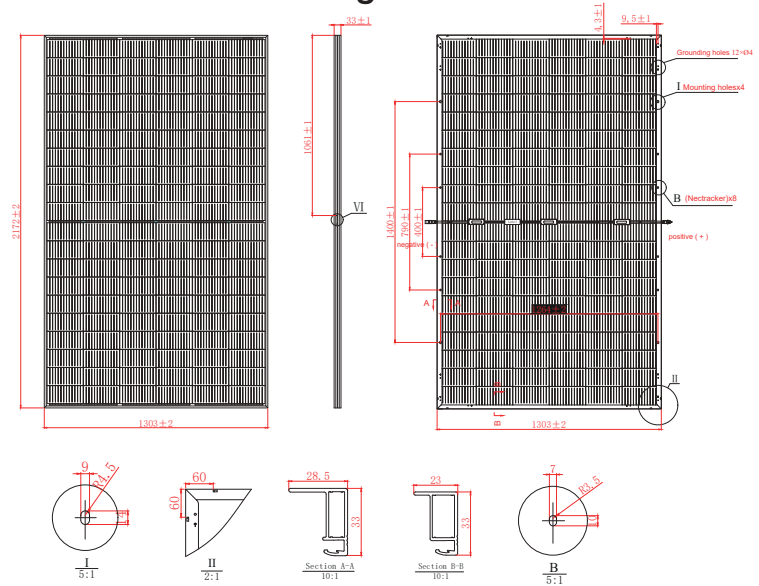
Mechanical Specifications

External Dimension	2172 x 1303 x 33 mm
Weight	35.1 kg
Solar Cells	PERC Mono crystalline(120 pcs)
Front / Back Glass	2.0mm AR coating semi-tempered glass, low iron
Frame	Anodized aluminium alloy
Junction Box	IP68, 3 diodes
Output Cables	4.0mm ² , 250mm(+)/350mm(-) or Customized Length

Packing Configuration

Container	40'HQ
Pieces per Pallet	33
Pallets per Container	18
Pieces per Container	594

Technical drawing



Electrical Characteristics

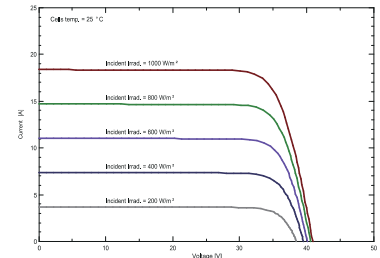
Module Type	SRP-595-BMB-BG			SRP-600-BMB-BG			SRP-605-BMB-BG			SRP-610-BMB-BG		
	Front STC	Front NOCT	Back STC	Front STC	Front NOCT	Back STC	Front STC	Front NOCT	Back STC	Front STC	Front NOCT	Back STC
Maximum Power -P _{mp} (W)	595	446	417	600	450	420	605	454	424	610	458	427
Open Circuit Voltage -V _{oc} (V)	41.49	39.42	41.47	41.69	39.61	41.67	41.89	39.80	41.87	42.09	39.99	42.07
Short Circuit Current -I _{sc} (A)	18.34	14.67	12.84	18.40	14.72	12.88	18.46	14.77	12.92	18.52	14.82	12.96
Maximum Power Voltage -V _{mp} (V)	34.38	32.22	34.37	34.58	32.40	34.56	34.78	32.58	34.75	34.98	32.75	34.94
Maximum Power Current -I _{mp} (A)	17.31	13.85	12.12	17.36	13.89	12.15	17.41	13.93	12.19	17.46	13.97	12.22
Module Efficiency STC-η _m (%)	21.02			21.20			21.38			21.55		
Power Tolerance (W)	(0, +4.99)											
P _{max} Temperature Coefficient	-0.34 %/°C											
V _{oc} Temperature Coefficient	-0.25 %/°C											
I _{sc} Temperature Coefficient	+0.04 %/°C											

STC: Irradiance 1000 W/m² module temperature 25°C AM=1.5
Power measurement tolerance: +/-3%

Rear Side Power Gain(SRP-600-BMB-BG)

Power Gain	10%	15%	20%	25%	30%
Maximum Power -P _{mp} (W)	660	690	720	750	780
Open Circuit Voltage -V _{oc} (V)	41.5	41.5	41.5	41.5	41.5
Short Circuit Current -I _{sc} (A)	20.39	21.32	22.25	23.18	24.10
Maximum Power Voltage -V _{mp} (V)	34.33	34.33	34.33	34.33	34.33
Maximum Power Current -I _{mp} (A)	19.23	20.10	20.98	21.85	22.72

I-V Curve



Application Conditions

Maximum System Voltage	1500V DC
Maximum Series Fuse Rating	30 A
Operating Temperature	-40~+85 °C
Nominal Operating Cell Temperature	45±2 °C
Bifaciality	70%±10%
Mechanical Load	Front side 5400 Pa / Back side 2400 Pa

