







Seco 655-670w

High efficiency bifacial modules

PERC 210mm

PERC MODULE ADVANTAGE

-  Less mismatch to get more power
-  Less power loss by minimizing the shading impact
-  Excellent low-light performance
-  Low BOS and LCOE
-  3 times EL test to ensure best quality
-  Superior load capacity 2400 Pa wind load & 5400 Pa snow load

QUALITY SYSTEM

ISO9001 / ISO14001 / ISO45001

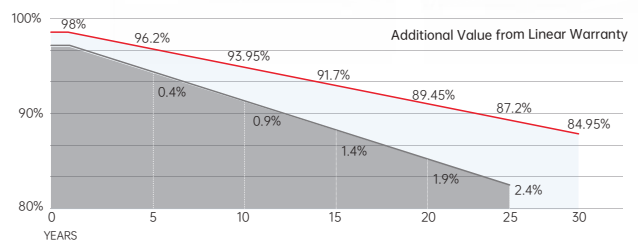
PRODUCT CERTIFICATION



INSURANCE

PICC

WARRANTY



15 YEARS Guarantee on product material and workmanship

30 YEARS Linear power output warranty



SERAPHIM ENERGY GROUP CO., LTD.

Add: NO.18, Shichuan Road, Jinzhai Economic Development Zone, Lu'an City, Anhui Province
Tel: +86-564-7736177 Email: info@seraphim-energy.com

Mechanical Specifications

External Dimension	2384 x 1303 x 33 mm
Weight	38.5 kg
Solar Cells	PERC Mono crystalline(132 pcs)
Front / Back Glass	2.0mm AR coating semi-tempered glass, low iron
Frame	Anodized aluminium alloy
Junction Box	IP68, 3 diodes
Output Cables	4.0mm ² , 250mm(+)/350mm(-) or Customized Length

Packing Configuration

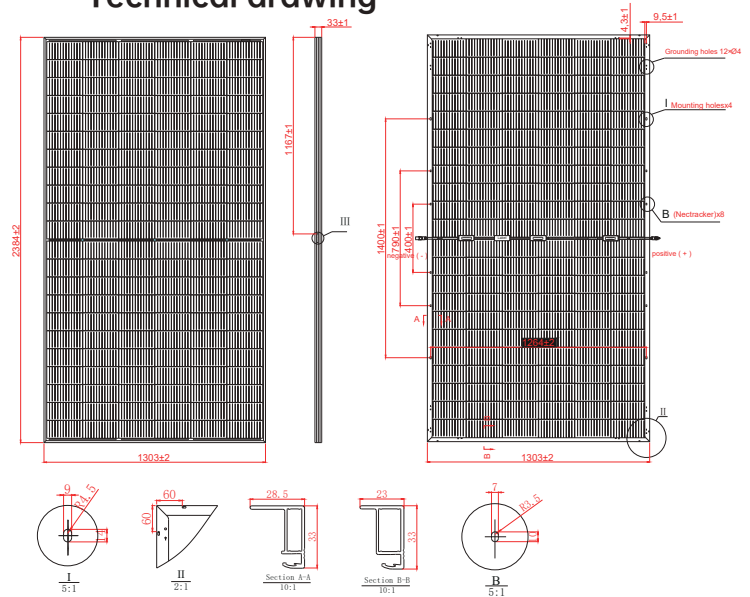
Container	40'HQ
Pieces per Pallet	33
Pallets per Container	18
Pieces per Container	594

Electrical Characteristics

Module Type	SRP-655-BMC-BG			SRP-660-BMC-BG			SRP-665-BMC-BG			SRP-670-BMC-BG		
	Front STC	Front NOCT	Back STC	Front STC	Front NOCT	Back STC	Front STC	Front NOCT	Back STC	Front STC	Front NOCT	Back STC
Maximum Power -P _{mp} (W)	655	492	459	660	496	463	665	500	467	670	504	471
Open Circuit Voltage -V _{oc} (V)	45.68	43.40	45.66	45.88	43.59	45.86	46.08	43.78	46.06	46.28	43.97	46.26
Short Circuit Current -I _{sc} (A)	18.39	14.71	12.87	18.44	14.75	12.91	18.49	14.79	12.94	18.54	14.83	12.98
Maximum Power Voltage -V _{mp} (V)	37.96	35.65	38.01	38.16	35.86	38.25	38.36	36.06	38.50	38.56	36.27	38.74
Maximum Power Current -I _{mp} (A)	17.25	13.80	12.08	17.29	13.83	12.10	17.33	13.86	12.13	17.37	13.90	12.16
Module Efficiency STC-η _m (%)	21.09			21.25			21.41			21.57		
Power Tolerance (W)	(0, +4.99)											
P _{max} Temperature Coefficient	-0.34 %/°C											
V _{oc} Temperature Coefficient	-0.25 %/°C											
I _{sc} Temperature Coefficient	+0.04 %/°C											

STC: Irradiance 1000 W/m² module temperature 25°C AM=1.5
Power measurement tolerance: +/-3%

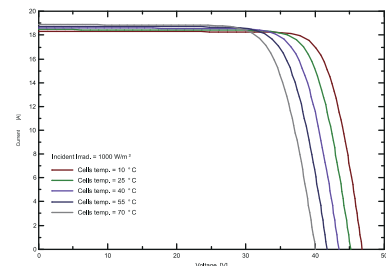
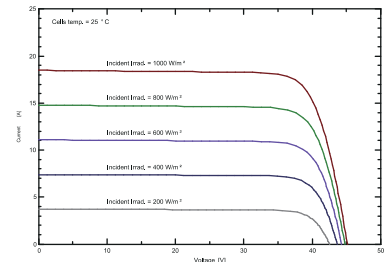
Technical drawing



Rear Side Power Gain(SRP-660-BMC-BG)

Power Gain	10%	15%	20%	25%	30%
Maximum Power -P _{mp} (W)	726	759	792	825	858
Open Circuit Voltage -V _{oc} (V)	45.33	45.33	45.33	45.33	45.33
Short Circuit Current -I _{sc} (A)	20.38	21.31	22.24	23.16	24.09
Maximum Power Voltage -V _{mp} (V)	38.16	38.16	38.16	38.16	38.16
Maximum Power Current -I _{mp} (A)	19.12	19.88	20.75	21.61	22.78

I-V Curve



Application Conditions

Maximum System Voltage	1500V DC
Maximum Series Fuse Rating	30 A
Operating Temperature	-40~+85 °C
Nominal Operating Cell Temperature	45±2 °C
Bifaciality	70%±10%
Mechanical Load	Front side 5400 Pa / Back side 2400 Pa

