

Seco


580-605w


High efficiency bifacial modules


PERC


182mm


• PERC MODULE ADVANTAGE


- 

Less mismatch to get more power
- 

Less power loss by minimizing the shading impact
- 

Excellent low-light performance
- 

Low BOS and LCOE
- 

3 times EL test to ensure best quality
- 

Superior load capacity
2400 Pa wind load & 5400 Pa snow load

• QUALITY SYSTEM

ISO9001 / ISO14001 / ISO45001

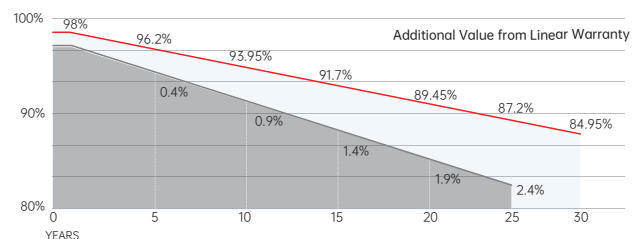
• PRODUCT CERTIFICATION



• INSURANCE

PICC

• WARRANTY



15 YEARS Guarantee on product material and workmanship

30 YEARS Linear power output warranty



SERAPHIM ENERGY GROUP CO., LTD.

Add: NO.18, Shichuan Road, Jinzhai Economic Development Zone, Lu'an City, Anhui Province
 Tel: +86-564-7736177 Email: info@seraphim-energy.com

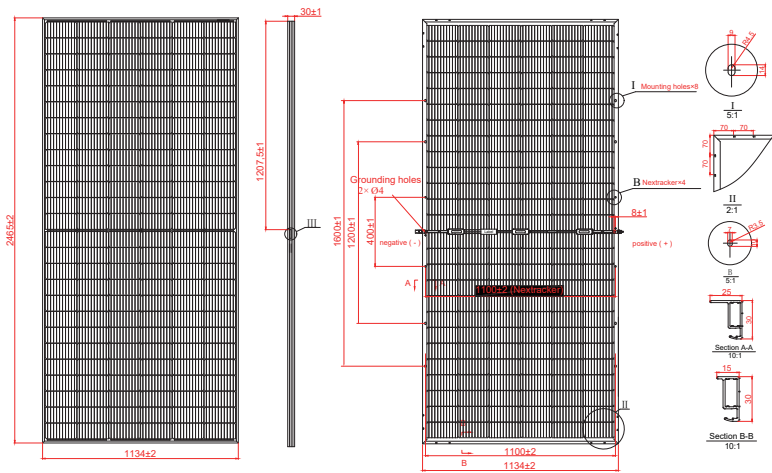
Mechanical Specifications

External Dimension	2465 x 1134 x 30 mm
Weight	34.6 kg
Solar Cells	PERC Mono crystalline(156 pcs)
Front / Back Glass	2.0mm AR coating semi-tempered glass, low iron
Frame	Anodized aluminium alloy
Junction Box	IP68, 3 diodes
Output Cables	4.0mm ² , 250mm(+)/350mm(-) or Customized Length

Packing Configuration

Container	20'GP	40'HQ
Pieces per Pallet	36	36
Pallets per Container	4	16
Pieces per Container	144	576

Technical drawing



Electrical Characteristics

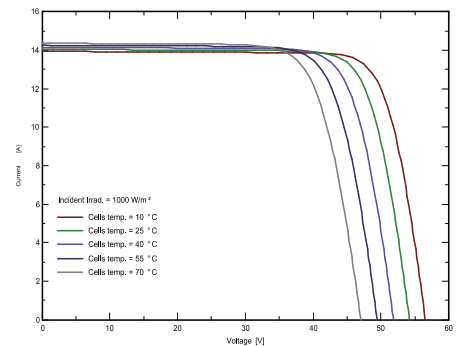
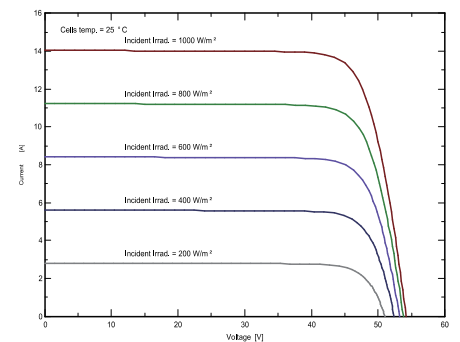
Module Type	SRP-580-BMZ-BG		SRP-585-BMZ-BG		SRP-590-BMZ-BG		SRP-595-BMZ-BG		SRP-600-BMZ-BG		SRP-605-BMZ-BG	
	Front STC	Front BNPI	Front STC	Front BNPI	Front STC	Front BNPI	Front STC	Front BNPI	Front STC	Front BNPI	Front STC	Front BNPI
Maximum Power -P _{mp} (W)	580	635	585	640	590	646	595	651	600	657	605	662
Open Circuit Voltage -V _{oc} (V)	53.43	53.63	53.63	53.83	53.83	54.03	54.03	54.23	54.23	54.43	54.43	54.63
Short Circuit Current -I _{sc} (A)	13.81	15.12	13.87	15.18	13.93	15.25	13.99	15.31	14.05	15.38	14.11	15.44
Maximum Power Voltage -V _{mp} (V)	44.81	44.79	45.01	44.97	45.21	45.18	45.41	45.39	45.61	45.59	45.81	45.76
Maximum Power Current -I _{mp} (A)	12.95	14.17	13.01	14.24	13.06	14.29	13.11	14.35	13.16	14.40	13.22	14.47
Module Efficiency STC-η _m (%)	20.75		20.93		21.11		21.29		21.46		21.64	
Power Tolerance (W)	(0, +4.99)											

STC: Irradiance 1000 W/m² module temperature 25°C AM=1.5 Power measurement tolerance: +/-3%; Voltage measurement tolerance: +/-3%; Current measurement tolerance: +/-4%
BNPI: front 1000 W/m² rear 135 W/m² Power measurement tolerance: +/-3%; Voltage measurement tolerance: +/-3%; Current measurement tolerance: +/-4%

Rear Side Power Gain(SRP-590-BMZ-BG)

Power Gain	10%	15%	20%	25%	30%
Maximum Power -P _{mp} (W)	649	679	708	738	767
Open Circuit Voltage -V _{oc} (V)	53.83	53.83	53.83	53.83	53.83
Short Circuit Current -I _{sc} (A)	15.32	16.02	16.72	17.41	18.11
Maximum Power Voltage -V _{mp} (V)	45.21	45.21	45.21	45.21	45.21
Maximum Power Current -I _{mp} (A)	14.37	15.02	15.67	16.33	16.98

I-V Curve



Temperature Ratings

Pmax Temperature Coefficient	-0.34 %/°C
Voc Temperature Coefficient	-0.26 %/°C
Isc Temperature Coefficient	+0.05 %/°C

Application Conditions

Maximum System Voltage	1500V DC
Maximum Series Fuse Rating	25 A
Operating Temperature	-40~+85 °C
Nominal Operating Cell Temperature	45±2 °C
Bifaciality	70%±10%
Mechanical Load	Front side 5400 Pa / Back side 2400 Pa

