









# Hydra 705-730w

High efficiency bifacial modules

**HJT**    **210mm**


## • HJT MODULE ADVANTAGE

-  Multi-Busbar technology
-  Superior load capacity
-  High module efficiency
-  Excellent low-light performance
-  Lower annual attenuation  
Longer warranty
-  Low BOS and LCOE
-  Reduce hot spot effect
-  Higher bifaciality

## • QUALITY SYSTEM

ISO9001 / ISO14001 / ISO45001

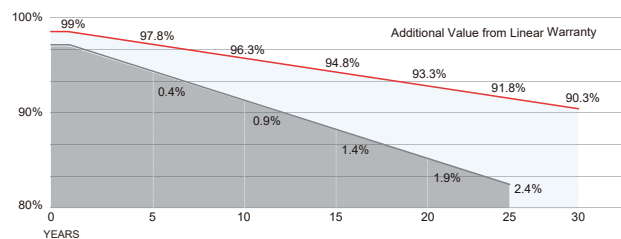
## • PRODUCT CERTIFICATION



## • INSURANCE

**PICC**

## • WARRANTY



**15 YEARS** Guarantee on product material and workmanship

**30 YEARS** Linear power output warranty



**SERAPHIM ENERGY GROUP CO., LTD.**

Add: NO.18, Shichuan Road, Jinzhai Economic Development Zone, Lu'an City, Anhui Province  
Tel: +86-564-7736177    Email: info@seraphim-energy.com

## Mechanical Specifications

External Dimension	2384 x 1303 x 33 mm
Weight	38.5 kg
Solar Cells	HJT 210 x 105mm (132pcs)
Front / Back Glass	2.0mm AR coating semi-tempered glass, low iron
Frame	Anodized aluminium alloy
Junction Box	IP68, 3 diodes
Output Cables	4.0mm <sup>2</sup> , 250mm(+)/350mm(-) or Customized Length

## Packing Configuration

Container	40'HQ
Pieces per Pallet	33
Pallets per Container	18
Pieces per Container	594

## Electrical Characteristics

Module Type	SRP-705-BHC-BG		SRP-710-BHC-BG		SRP-715-BHC-BG		SRP-720-BHC-BG		SRP-725-BHC-BG		SRP-730-BHC-BG	
	Front STC	Front BNPI	Front STC	Front BNPI	Front STC	Front BNPI	Front STC	Front BNPI	Front STC	Front BNPI	Front STC	Front BNPI
Maximum Power -P <sub>mp</sub> (W)	705	791	710	796	715	802	720	807	725	813	730	819
Open Circuit Voltage -V <sub>oc</sub> (V)	50.32	50.40	50.48	50.56	50.64	50.72	50.80	50.88	50.96	51.04	51.12	51.20
Short Circuit Current -I <sub>sc</sub> (A)	17.50	19.63	17.56	19.69	17.62	19.76	17.68	19.83	17.74	19.90	17.80	19.96
Maximum Power Voltage -V <sub>mp</sub> (V)	42.30	42.38	42.46	42.54	42.62	42.70	42.78	42.86	42.94	43.02	43.10	43.18
Maximum Power Current -I <sub>mp</sub> (A)	16.70	18.73	16.76	18.80	16.82	18.86	16.88	18.93	16.94	19.00	17.00	19.07
Module Efficiency STC-η <sub>m</sub> (%)	22.70		22.86		23.02		23.18		23.34		23.50	
Power Tolerance (W)	(0, +4.99)											

STC: Irradiance 1000 W/m<sup>2</sup> module temperature 25°C AM=1.5 Power measurement tolerance: +/-3%; Voltage measurement tolerance: +/-3%; Current measurement tolerance: +/-4%  
BNPI: front 1000 W/m<sup>2</sup> rear 135 W/m<sup>2</sup> Power measurement tolerance: +/-3%; Voltage measurement tolerance: +/-3%; Current measurement tolerance: +/-4%

## Rear Side Power Gain( SRP-710-BHC-BG )

Power Gain	10%	15%	20%	25%	30%
Maximum Power -P <sub>mp</sub> (W)	781	817	852	888	923
Open Circuit Voltage -V <sub>oc</sub> (V)	50.48	50.48	50.48	50.48	50.48
Short Circuit Current -I <sub>sc</sub> (A)	19.32	20.19	21.07	21.95	22.83
Maximum Power Voltage -V <sub>mp</sub> (V)	42.46	42.46	42.46	42.46	42.46
Maximum Power Current -I <sub>mp</sub> (A)	18.44	19.27	20.11	20.95	21.79

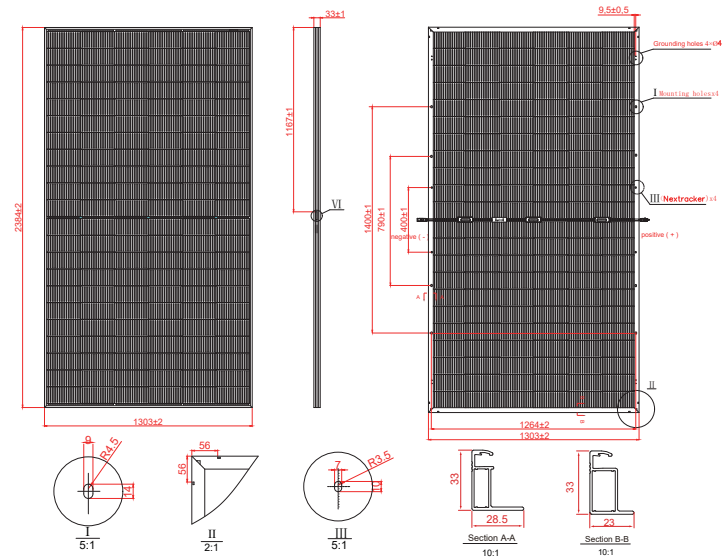
## Temperature Ratings

Pmax Temperature Coefficient	-0.258 %/°C
Voc Temperature Coefficient	-0.27 %/°C
Isc Temperature Coefficient	+0.055 %/°C

## Application Conditions

Maximum System Voltage	1500V DC
Maximum Series Fuse Rating	35 A
Operating Temperature	-40~+85 °C
Nominal Operating Cell Temperature	45±2 °C
Bifaciality	90%±5%
Mechanical Load	Front side 5400 Pa / Back side 2400 Pa

## Technical drawing



## I-V Curve

