









# Sable 695-720w

High efficiency bifacial modules

**TOPCon 210mm**

## • TOPCon MODULE ADVANTAGE

-  Multi-Busbar technology
-  Superior load capacity
-  High module efficiency
-  Excellent low-light performance
-  Lower annual attenuation  
Longer warranty
-  Low BOS and LCOE
-  Reduce hot spot effect
-  Higher bifaciality

## • QUALITY SYSTEM

ISO9001 / ISO14001 / ISO45001

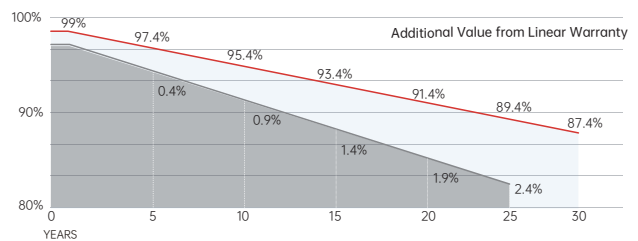
## • PRODUCT CERTIFICATION



## • INSURANCE

**PICC**

## • WARRANTY



**15 YEARS** Guarantee on product material and workmanship

**30 YEARS** Linear power output warranty



**SERAPHIM ENERGY GROUP CO., LTD.**

Add: NO.18, Shichuan Road, Jinzhai Economic Development Zone, Lu'an City, Anhui Province  
Tel: +86-564-7736177 Email: info@seraphim-energy.com

## Mechanical Specifications

External Dimension	2384 x 1303 x 33 mm
Weight	38.5 kg
Solar Cells	TOPCon 210x105 mm (132 pcs)
Front / Back Glass	2.0mm AR coating semi-tempered glass, low iron
Frame	Anodized aluminium alloy
Junction Box	IP68, 3 diodes
Output Cables	4.0mm <sup>2</sup> , 250mm(+)/350mm(-) or Customized Length

## Packing Configuration

Container	40'HQ
Pieces per Pallet	33
Pallets per Container	18
Pieces per Container	594

## Electrical Characteristics

Module Type	SRP-695-BTC-BG		SRP-700-BTC-BG		SRP-705-BTC-BG		SRP-710-BTC-BG		SRP-715-BTC-BG		SRP-720-BTC-BG	
	Front STC	Front BNPI	Front STC	Front BNPI	Front STC	Front BNPI	Front STC	Front BNPI	Front STC	Front BNPI	Front STC	Front BNPI
Maximum Power -P <sub>mp</sub> (W)	695	762	700	767	705	773	710	778	715	784	720	789
Open Circuit Voltage -V <sub>oc</sub> (V)	48.30	48.38	48.50	48.58	48.70	48.78	48.90	48.98	49.10	49.18	49.30	49.38
Short Circuit Current -I <sub>sc</sub> (A)	18.28	20.03	18.32	20.08	18.36	20.12	18.40	20.17	18.44	20.21	18.48	20.25
Maximum Power Voltage -V <sub>mp</sub> (V)	40.33	40.41	40.53	40.61	40.73	40.81	40.93	41.01	41.13	41.21	41.33	41.41
Maximum Power Current -I <sub>mp</sub> (A)	17.24	18.90	17.28	18.94	17.31	18.97	17.35	19.02	17.39	19.06	17.43	19.10
Module Efficiency STC-η <sub>m</sub> (%)	22.37		22.53		22.70		22.86		23.02		23.18	
Power Tolerance (W)	(0, +4.99)											

STC: Irradiance 1000 W/m<sup>2</sup> module temperature 25°C AM=1.5 Power measurement tolerance: +/-3%; Voltage measurement tolerance: +/-3%; Current measurement tolerance: +/-4%  
BNPI: front 1000 W/m<sup>2</sup> rear 135 W/m<sup>2</sup> Power measurement tolerance: +/-3%; Voltage measurement tolerance: +/-3%; Current measurement tolerance: +/-4%

## Rear Side Power Gain( SRP-700-BTC-BG)

Power Gain	10%	15%	20%	25%	30%
Maximum Power -P <sub>mp</sub> (W)	770	805	840	875	910
Open Circuit Voltage -V <sub>oc</sub> (V)	48.50	48.50	48.50	48.50	48.50
Short Circuit Current -I <sub>sc</sub> (A)	20.15	21.07	21.98	22.90	23.82
Maximum Power Voltage -V <sub>mp</sub> (V)	40.53	40.53	40.53	40.53	40.53
Maximum Power Current -I <sub>mp</sub> (A)	19.02	19.88	20.75	21.61	22.48

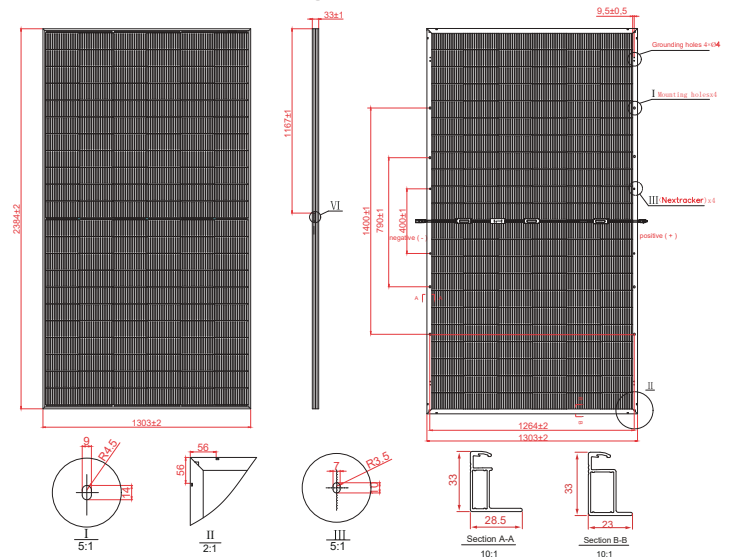
## Temperature Ratings

Pmax Temperature Coefficient	-0.29 %/°C
Voc Temperature Coefficient	-0.25 %/°C
Isc Temperature Coefficient	+0.046 %/°C

## Application Conditions

Maximum System Voltage	1500V DC
Maximum Series Fuse Rating	35 A
Operating Temperature	-40~+85 °C
Nominal Operating Cell Temperature	45±2 °C
Bifaciality	80%±5%
Mechanical Load	Front side 5400 Pa / Back side 2400 Pa

## Technical drawing



## I-V Curve

