









# Sable 495-520w

High efficiency bifacial modules

**TOPCon 182\*210mm**


• **TOPCon MODULE ADVANTAGE**

-  Multi-Busbar technology
-  Superior load capacity
-  High module efficiency
-  Excellent low-light performance
-  Lower annual attenuation  
Longer warranty
-  Low BOS and LCOE
-  Reduce hot spot effect
-  Higher bifaciality

• **QUALITY SYSTEM**

ISO9001 / ISO14001 / ISO45001

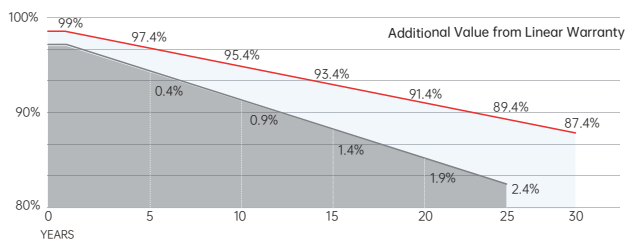
• **PRODUCT CERTIFICATION**



• **INSURANCE**

**PICC**

• **WARRANTY**



**15 YEARS** Guarantee on product material and workmanship

**30 YEARS** Linear power output warranty



**SERAPHIM ENERGY GROUP CO., LTD.**

Add: NO.18, Shichuan Road, Jinzhai Economic Development Zone, Lu'an City, Anhui Province  
 Tel: +86-564-7736177 Email: info@seraphim-energy.com

## Mechanical Specifications

External Dimension	1962 x 1134 x 30 mm
Weight	27.8 kg
Solar Cells	TOPCon 182 x 105mm (108 pcs)
Front / Back Glass	2.0mm AR coating semi-tempered glass, low iron
Frame	Black anodized aluminium alloy
Junction Box	IP68, 3 diodes
Output Cables	4.0mm <sup>2</sup> , 250mm(+)/350mm(-) or Customized Length

## Packing Configuration

Container	20'GP	40'HQ
Pieces per Pallet	36	36
Pallets per Container	5	22
Pieces per Container	180	792

## Electrical Characteristics

Module Type	SRP-495-BTD-BG		SRP-500-BTD-BG		SRP-505-BTD-BG		SRP-510-BTD-BG		SRP-515-BTD-BG		SRP-520-BTD-BG	
	Front STC	Front BNPI	Front STC	Front BNPI	Front STC	Front BNPI	Front STC	Front BNPI	Front STC	Front BNPI	Front STC	Front BNPI
Maximum Power -P <sub>mp</sub> (W)	495	548	500	554	505	560	510	565	515	571	520	576
Open Circuit Voltage -V <sub>oc</sub> (V)	39.83	39.91	40.03	40.11	40.23	40.31	40.43	40.51	40.63	40.71	40.83	40.91
Short Circuit Current -I <sub>sc</sub> (A)	15.83	17.54	15.88	17.60	15.93	17.65	15.98	17.71	16.03	17.76	16.08	17.82
Maximum Power Voltage -V <sub>mp</sub> (V)	33.11	33.19	33.31	33.39	33.51	33.59	33.71	33.79	33.91	33.99	34.11	34.19
Maximum Power Current -I <sub>mp</sub> (A)	14.96	16.52	15.02	16.59	15.07	16.66	15.13	16.72	15.19	16.79	15.25	16.85
Module Efficiency STC-η <sub>m</sub> (%)	22.25		22.47		22.70		22.92		23.15		23.37	
Power Tolerance (W)	(0, +4.99)											

STC: Irradiance 1000 W/m<sup>2</sup> module temperature 25°C AM=1.5 Power measurement tolerance: +/-3%; Voltage measurement tolerance: +/-3%; Current measurement tolerance: +/-4%  
 BNPI: front 1000 W/m<sup>2</sup> rear 135 W/m<sup>2</sup> Power measurement tolerance: +/-3%; Voltage measurement tolerance: +/-3%; Current measurement tolerance: +/-4%

## Rear Side Power Gain(SRP-500-BTD-BG)

Power Gain	10%	15%	20%	25%	30%
Maximum Power -P <sub>mp</sub> (W)	550	575	600	625	650
Open Circuit Voltage -V <sub>oc</sub> (V)	40.03	40.03	40.03	40.03	40.03
Short Circuit Current -I <sub>sc</sub> (A)	17.47	18.26	19.06	19.85	20.64
Maximum Power Voltage -V <sub>mp</sub> (V)	33.31	33.31	33.31	33.31	33.31
Maximum Power Current -I <sub>mp</sub> (A)	16.52	17.27	18.02	18.78	19.53

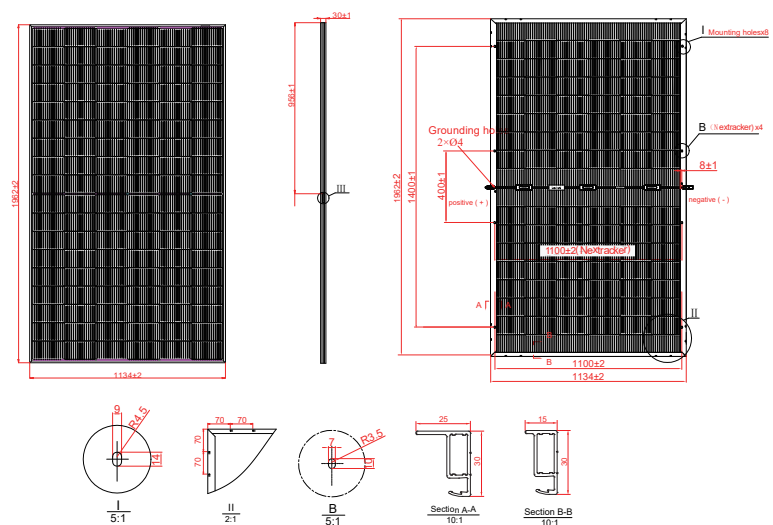
## Temperature Ratings

Pmax Temperature Coefficient	-0.29 %/°C
Voc Temperature Coefficient	-0.25 %/°C
Isc Temperature Coefficient	+0.046 %/°C

## Application Conditions

Maximum System Voltage	1500V DC
Maximum Series Fuse Rating	30 A
Operating Temperature	-40~+85 °C
Nominal Operating Cell Temperature	45±2 °C
Bifaciality	80%±5%
Mechanical Load	Front side 5400 Pa / Back side 2400 Pa

## Technical drawing



## I-V Curve

