










Sable 435-460W

High efficiency bifacial modules



TOPCon 182*210mm

• **TOPCon MODULE ADVANTAGE**

-  Multi-Busbar technology
-  Superior load capacity
-  High module efficiency
-  Excellent low-light performance
-  Lower annual attenuation
Longer warranty
-  Low BOS and LCOE
-  Reduce hot spot effect
-  Higher bifaciality

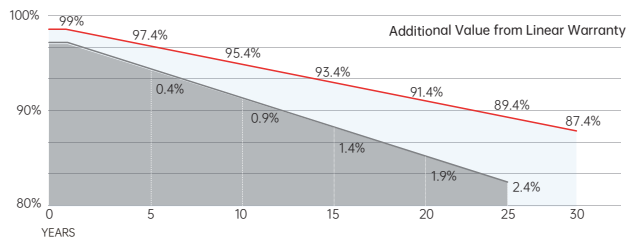
• **QUALITY SYSTEM**
ISO9001 / ISO14001 / ISO45001

• **PRODUCT CERTIFICATION**



• **INSURANCE**
PICC

• **WARRANTY**



15 YEARS Guarantee on product material and workmanship

30 YEARS Linear power output warranty



SERAPHIM ENERGY GROUP CO., LTD.

Add: NO.18, Shichuan Road, Jinzhai Economic Development Zone, Lu'an City, Anhui Province
Tel: +86-564-7736177 Email: info@seraphim-energy.com

Mechanical Specifications

External Dimension	1762 x 1134 x 30 mm
Weight	24.9 kg
Solar Cells	TOPCon 182 x 105mm (96pcs)
Front / Back Glass	2.0mm AR coating semi-tempered glass, low iron
Frame	Anodized aluminium alloy
Junction Box	IP68, 3 diodes
Output Cables	4.0mm ² , 250mm(+)/350mm(-) or Customized Length

Packing Configuration

Container	20'GP	40'HQ
Pieces per Pallet	36	36
Pallets per Container	6	26
Pieces per Container	216	936

Electrical Characteristics

Module Type	SRP-435-BTE-BG		SRP-440-BTE-BG		SRP-445-BTE-BG		SRP-450-BTE-BG		SRP-455-BTE-BG		SRP-460-BTE-BG	
	Front STC	Front BNPI	Front STC	Front BNPI	Front STC	Front BNPI	Front STC	Front BNPI	Front STC	Front BNPI	Front STC	Front BNPI
Maximum Power -P _{mp} (W)	435	482	440	488	445	493	450	499	455	504	460	510
Open Circuit Voltage -V _{oc} (V)	35.18	35.26	35.38	35.46	35.58	35.66	35.78	35.86	35.98	36.06	36.18	36.26
Short Circuit Current -I _{sc} (A)	15.75	17.45	15.80	17.51	15.85	17.56	15.90	17.62	15.95	17.67	16.00	17.73
Maximum Power Voltage -V _{mp} (V)	29.21	29.29	29.41	29.49	29.61	29.69	29.81	29.89	30.01	30.09	30.21	30.29
Maximum Power Current -I _{mp} (A)	14.90	16.46	14.97	16.53	15.03	16.61	15.10	16.68	15.17	16.75	15.23	16.83
Module Efficiency STC-η _m (%)	21.77		22.02		22.27		22.52		22.77		23.02	
Power Tolerance (W)	(0, +4.99)											

STC: Irradiance 1000 W/m² module temperature 25°C AM=1.5 Power measurement tolerance: +/-3%; Voltage measurement tolerance: +/-3%; Current measurement tolerance: +/-4%
 BNPI: front 1000 W/m² rear 135 W/m² Power measurement tolerance: +/-3%; Voltage measurement tolerance: +/-3%; Current measurement tolerance: +/-4%

Rear Side Power Gain(SRP-450-BTE-BG)

Power Gain	10%	15%	20%	25%	30%
Maximum Power -P _{mp} (W)	495	518	540	563	585
Open Circuit Voltage -V _{oc} (V)	35.78	35.78	35.78	35.78	35.78
Short Circuit Current -I _{sc} (A)	17.49	18.29	19.08	19.88	20.67
Maximum Power Voltage -V _{mp} (V)	29.81	29.81	29.81	29.81	29.81
Maximum Power Current -I _{mp} (A)	16.61	17.37	18.12	18.88	19.63

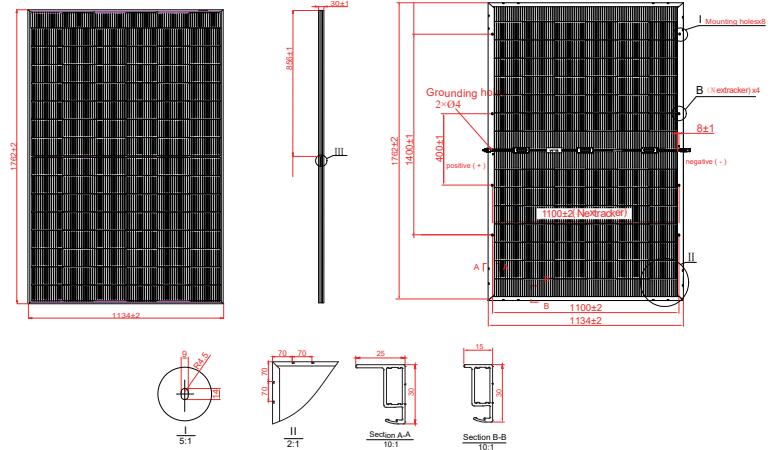
Temperature Ratings

Pmax Temperature Coefficient	-0.29 %/°C
Voc Temperature Coefficient	-0.25 %/°C
Isc Temperature Coefficient	+0.046 %/°C

Application Conditions

Maximum System Voltage	1500V DC
Maximum Series Fuse Rating	30 A
Operating Temperature	-40~+85 °C
Nominal Operating Cell Temperature	45±2 °C
Bifaciality	80%±5%
Mechanical Load	Front side 5400 Pa / Back side 2400 Pa

Technical drawing



I-V Curve

