


Sable









605-630w

High efficiency bifacial modules
Full Screen



TOPCon 182*210mm

● **TOPCon MODULE ADVANTAGE**

-  Multi-Busbar technology
-  Superior load capacity
-  High module efficiency
-  No ash, no water
Reduce power generation loss
-  Lower annual attenuation
Longer warranty
-  Low BOS and LCOE
-  Reduce hot spot effect
-  Higher bifaciality

● **QUALITY SYSTEM**

ISO9001 / ISO14001 / ISO45001

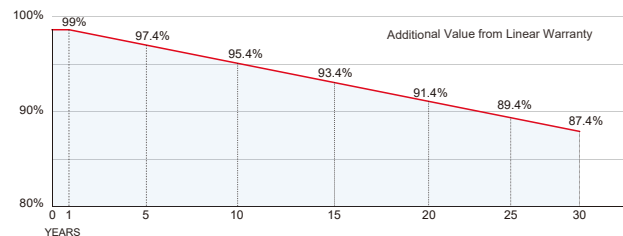
● **PRODUCT CERTIFICATION**



● **INSURANCE**



● **WARRANTY**



15 YEARS Guarantee on product material and workmanship

30 YEARS Linear power output warranty



Mechanical Specifications

External Dimension	2382 x 1154 x 26 mm
Weight	32.5 kg
Solar Cells	TOPCon 182 x 105mm (132 pcs)
Front / Back Glass	2.0mm AR coating semi-tempered glass, low iron
Frame	Anodized aluminium alloy
Junction Box	IP68, 3 diodes
Output Cables	4.0mm ² , 250mm(+)/350mm(-) or Customized Length

Packing Configuration

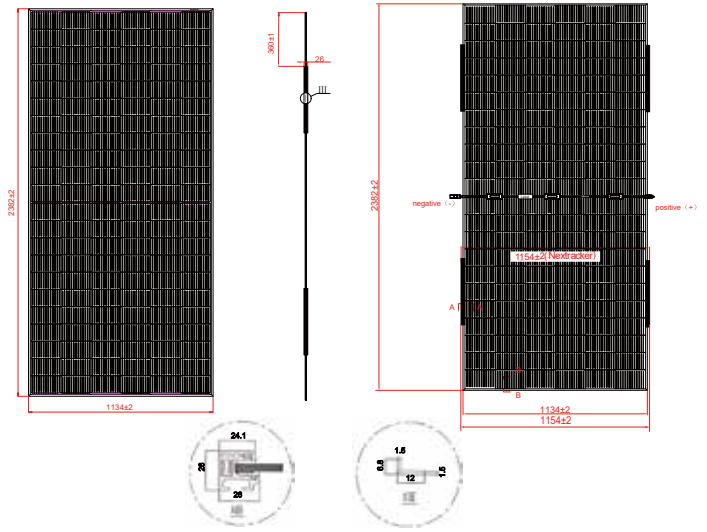
Container	20'GP	40'HQ
Pieces per Pallet	40	40
Pallets per Container	4	20
Pieces per Container	160	800

Electrical Characteristics

Module Type	SRP-605-BTC-BG		SRP-610-BTC-BG		SRP-615-BTC-BG		SRP-620-BTC-BG		SRP-625-BTC-BG		SRP-630-BTC-BG	
	Front STC	Front BNPI	Front STC	Front BNPI	Front STC	Front BNPI	Front STC	Front BNPI	Front STC	Front BNPI	Front STC	Front BNPI
Maximum Power -P _{mp} (W)	605	670	610	676	615	681	620	687	625	693	630	698
Open Circuit Voltage -V _{oc} (V)	48.72	48.80	48.92	49.00	49.12	49.20	49.32	49.40	49.52	49.60	49.72	49.80
Short Circuit Current -I _{sc} (A)	15.82	17.53	15.87	17.58	15.92	17.64	15.97	17.69	16.02	17.75	16.07	17.81
Maximum Power Voltage -V _{mp} (V)	40.51	40.59	40.71	40.79	40.91	40.99	41.11	41.19	41.31	41.39	41.51	41.59
Maximum Power Current -I _{mp} (A)	14.94	16.51	14.99	16.57	15.04	16.62	15.09	16.68	15.14	16.73	15.19	16.78
Module Efficiency STC-η _m (%)	22.40		22.58		22.77		22.95		23.14		23.32	
Power Tolerance(W)	(0,+4.99)											

STC: Irradiance 1000 W/m² module temperature 25°C AM=1.5 Power measurement tolerance: +/-3%; Voltage measurement tolerance: +/-3%; Current measurement tolerance: +/-4%
BNPI: front 1000 W/m² rear 135 W/m² Power measurement tolerance: +/-3%; Voltage measurement tolerance: +/-3%; Current measurement tolerance: +/-4%

Technical drawing



Rear Side Power Gain(SRP-610-BTC-BG)

Power Gain	10%	15%	20%	25%	30%
Maximum Power -P _{mp} (W)	671	702	732	763	793
Open Circuit Voltage -V _{oc} (V)	48.92	48.92	48.92	48.92	48.92
Short Circuit Current -I _{sc} (A)	17.46	18.25	19.04	19.84	20.63
Maximum Power Voltage -V _{mp} (V)	40.71	40.71	40.71	40.71	40.71
Maximum Power Current -I _{mp} (A)	16.49	17.24	17.99	18.74	19.49

Temperature Ratings

Pmax Temperature Coefficient	-0.29 %/°C
Voc Temperature Coefficient	-0.25 %/°C
Isc Temperature Coefficient	+0.046 %/°C

Application Conditions

Maximum System Voltage	1500V DC
Maximum Series Fuse Rating	30 A
Operating Temperature	-40~+85 °C
Nominal Operating Cell Temperature	45±2 °C
Bifaciality	80%±5%
Mechanical Load	Front side 5400 Pa / Back side 2400 Pa

I-V Curve

